

Church Safety Team

Protecting the Sheep

Intro: Church Safety Training Series

Prepared by: Bob Soule



WARNING: This training series examines the topic of church attacks and preparedness. Graphic Violence from actual incidents is depicted and discussed for informational and educational purposes in some of these presentations. Children should not view this presentation except when allowed by their parent and/or guardian.

Church Safety Team
Protecting the Sheep
Intro: Church Safety Training Series

Presentation Learning Goals

This presentation will help orient you to layout of the Training Series Section webpages so that you can view and download the content for viewing.

In this presentation you will be introduced to the Church Safety Series. You will be shown:

- The Training Section's webpage features.
- How to view a Training Series Video.
- How to download the notes package for each Video.

Slide Intro-2

Church Safety Team
Protecting the Sheep
Intro: Church Safety Training Series

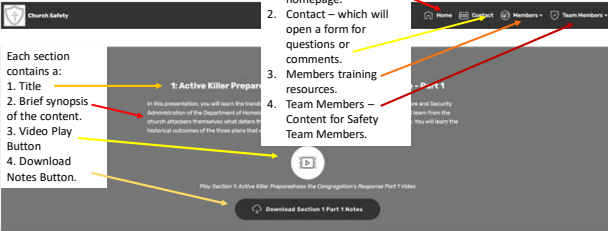
About the Training Section's Webpage Features

The menu contains:

1. Home button, to go to homepage.
2. Contact – which will open a form for questions or comments.
3. Members training resources.
4. Team Members – Content for Safety Team Members.

Each section contains a:

1. Title
2. Brief synopsis of the content.
3. Video Play Button
4. Download Notes Button.



Slide Intro-3


Church Safety Team
Protecting the Sheep
Intro: Church Safety Training Series

How to Download the Notes Package for each Video

Step 1: Navigate to the Section of Training Presentations you want to view.

Step 2: Scroll down to the relevant Section if it is a multi-part video, and click on the "Download Section Notes Package" button.

The player will open a new window in your browser displaying the document, allowing you to print or save the file to your computer.



You are encouraged to download the notes package and print them out to follow the presentation with, in the event you have questions. Some of the note packages have resources for further study to help you.

Slide Intro-4


Church Safety Team
Protecting the Sheep
Intro: Church Safety Training Series

How to View a Training Series Video

Step 1: Navigate to the Section of Training Presentations you want to view.

Step 2: Scroll down to the relevant Section if it is a multi-part video, and click on the "Play Video" button.

The player will open a new window in your browser playing the video.



Slide Intro-5

Church Safety Team
Protecting the Sheep
Active Killer Preparedness Congregation Response Part 2

Conclusion

In this presentation you were introduced to the Church Safety Series. You were shown:

- The Training Section's webpage features.
- How to view a Training Series Video.
- How to download the notes package for each Video.

Should you have any questions, you may contact me at:

Email: laptop1@rsoule.us

Bob Soule

Slide Intro-6

Church Safety Team
Protecting the Sheep
Active Killer Preparedness Congregation Response Part 2

Church Safety Home Contact Members Main Resources

1. Active Killer Preparedness the Congregation's Response - Part 1

In this presentation, you will meet the heads of offices in Texas of security by the State Information and Security Administration of the Department of Homeland Security. A federal threat office will be shown. You will hear from the most prepared churches and other faith groups and learn how they prepared for active killers. You will see the national outcomes of the three years that can be utilized. (1:00:15)

1

Play Section 1 Active Killer Preparedness the Congregation's Response Part 1 Video

Download Section 1 Part 1 Notes

Your Next Step

Your next step is to view the first of a 3-part video presentation in Section 1 by clicking on the "Members" button in the menu of the webpage.

Slide Intro-7
